


Descripción de Contenedores Marítimos



20' Box



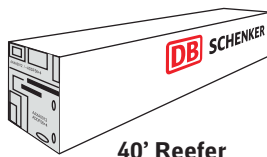
40' Box



40' High Cube



20' Reefer



40' Reefer



40' Reefer Cube



20' Open Top




40' Open Top



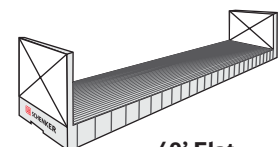
20' Hardtop



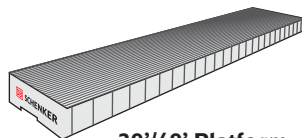
40' Hardtop



20' Flat



40' Flat




20'/40' Platform



20' Ventilated



20'/40' Insulated



20' Bulk

| Tipo de Contenedor | Ancho de Puerta | Altura de Puerta | Apertura Techo | Largo Interior | Ancho Interior | Altura Interior | Uso |
|--------------------|-----------------|------------------|----------------|----------------|----------------|-----------------|--|
| 20' Box | 2.28 - 2.32 | 2.27 - 2.29 | | 5.88 - 5.90 | 2.33 - 2.35 | 2.36 - 2.39 | Todo tipo de carga general |
| 40' Box | 2.28 - 2.33 | 2.27 - 2.29 | | 11.96 - 12.00 | 2.33 - 2.35 | 2.36 - 2.39 | Todo tipo de carga general |
| 40' High Cube | 2.28 - 2.34 | 2.58 - 2.59 | | 12.00 - 12.02 | 2.33 - 2.35 | 2.67 - 2.69 | Todo tipo de carga general |
| 20' Reefer | 2.26 - 2.28 | 2.20 - 2.22 | | 5.42 - 5.48 | 2.26 - 2.29 | 2.21 - 2.23 | Mercaderías que requieren control constante de temperatura y suministro controlado de aire |
| 40' Reefer | 2.26 - 2.29 | 2.17 - 2.20 | | 11.56 - 11.57 | 2.26 - 2.29 | 2.20 - 2.20 | Mercaderías que requieren control constante de temperatura y suministro controlado de aire |
| 40' Reefer Cube | 2.26 - 2.29 | 2.40 - 2.43 | | 11.56 - 11.60 | 2.26 - 2.29 | 2.48 - 2.51 | Mercaderías que requieren control constante de temperatura y suministro controlado de aire |
| 20' Open Top | 2.28 - 2.33 | 2.27 | 2.21 X 5.43 | 5.88 - 5.90 | 2.33 - 2.34 | 2.35 | Mercaderías con sobredimensión en altura |
| 40' Open Top | 2.28 - 2.33 | 2.27 | 2.21 X 11.57 | 11.96 - 12.02 | 2.33 - 2.34 | 2.35 - 2.37 | Mercaderías con sobredimensión en altura |
| 20' Hardtop | 2.34 | 2.28 | | 5.98 | 2.34 | 2.38 | Mercaderías pesadas |
| 40' Hardtop | 2.34 | 2.29 | | 12.02 | 2.34 | 2.39 | Mercaderías pesadas |
| 20' Flat | | | | 5.70 | 2.36 | 2.24 | Mercaderías pesadas y con sobredimensión |
| 40' Flat | | | | 11.83 | 2.22 | 1.98 | Mercaderías pesadas y con sobredimensión |
| 20'/40' Platform | | | | 6.06/12.19 | 2.44 | 2.39 | Mercaderías pesadas y con sobredimensión |
| 20' Ventilated | 2.34 | 2.29 | | 5.99 | 2.32 | 2.01/2.12 | Mercaderías que requieren ventilación |
| 20'/40' Insulated | 2.29 | 2.07 | | 5.72/11.84 | 2.29/2.29 | | Mercaderías que requieren control constante de temperatura y suministro controlado de aire |
| 20' Bulk | 2.34 | 2.29 | | 5.93 | 2.36 | 2.34 | Mercaderías secas a granel |